

Academic Space Utilization 2020

Data Accurate as of May 21, 2020

Definitions:

Peak Teaching Hours (PTH) = 10am - 3pm (25 hrs/wk)

Standard Teaching Hours (STH) = 8am - 5pm (45 hrs/wk)

Extended Teaching Hours (ETH) = 8am - 8pm [M-R], 8am - 5pm [F] (57 hrs/wk)

Summary

The Overview of Academic Space Utilization report is intended to inform readers of how academic space has been utilized to schedule all formal course activities on the Okanagan campus. The activities reported on throughout the report are only the meeting times that are necessary to deliver senate approved courses; lectures, labs, seminars and tutorials. No informal bookings, or other ad-hoc bookings placed into academic spaces are included in these tables and figures.


General classrooms are considered a campus resource and course activities are assigned to these rooms by Enrolment Services in response to requests from the faculties. Restricted space in this report is managed by a designated faculty and activities are assigned by that faculty. Enrolment Services records the details of the schedule for all of these rooms in the appropriate system(s). Placement of activities into the day and time in the calendar are largely accomplished on a request basis from the faculties. Requests are concentrated in the "Peak" teaching hours (10:00 – 15:00), followed by "Standard" teaching hours (8:00 – 17:00), finally with outliers in the "Extended" teaching hours (8:00 – 21:00). Where conflict occurred during scheduling, consultation with the affected faculties is done to ensure that any changes to requests are completed with their consent and approval.

It should be noted that an external business process review has recently been undertaken to understand the requirements to go to a new model of academic scheduling where faculties will not provide specific dates and times. Two programs (Applied Science and Management), are currently scheduled through constraint based scheduling (they do not provide days and times rather a set of rules to accomplish the schedule).

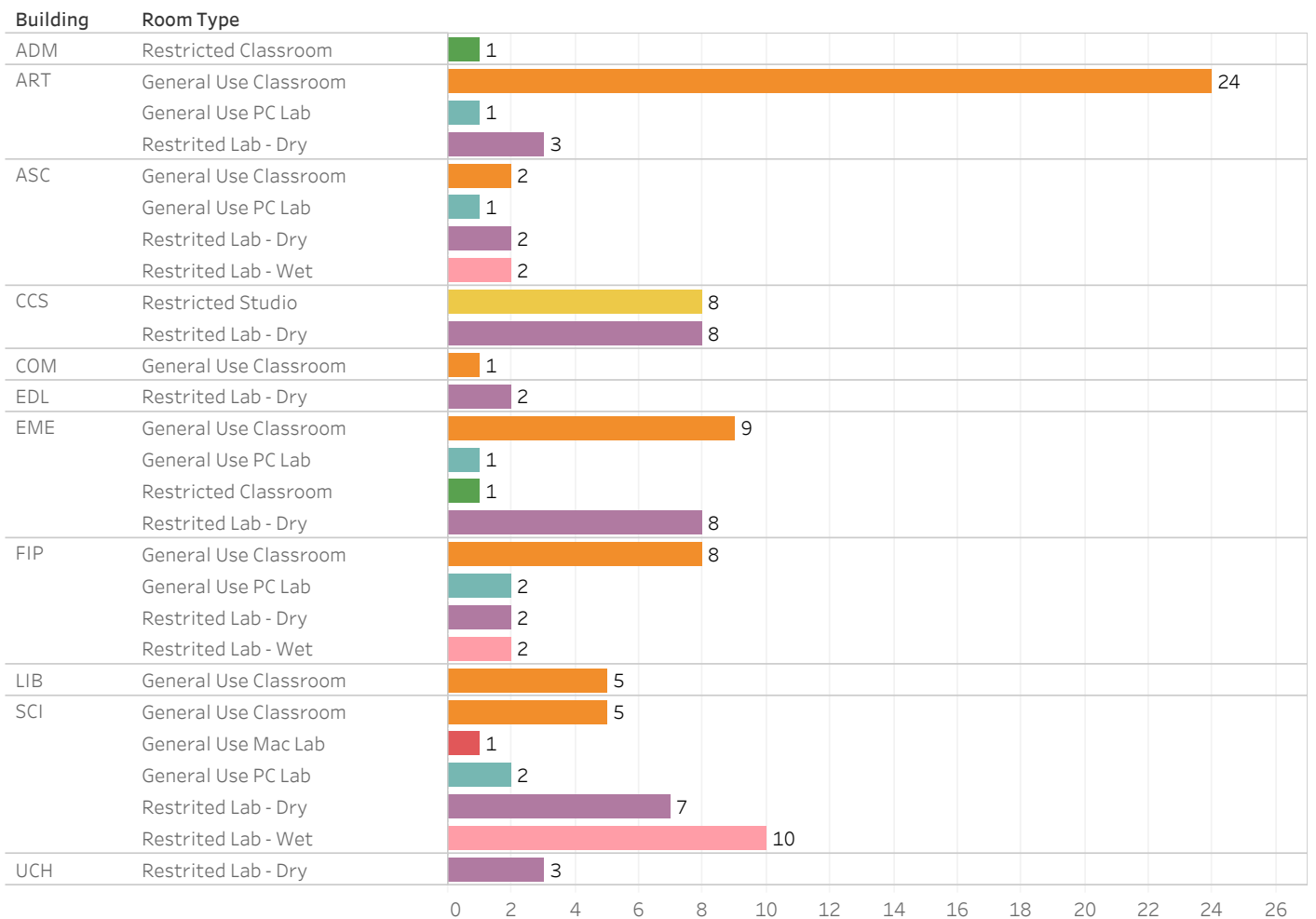
There are numerous figures and tables included that represent utilization rates in ranges classified as Goal (60-70%), Warning (70-80%), and Major Problem(80%+). These ranges were set according to advice from Facilities Planning (Vancouver) and Campus Planning and Development (Okanagan) at UBC and from environmental scans of other universities leading to estimations of best practice. Note that the range cut-offs are clearly documented and the cut-off points are different for each room category. It is anticipated that through review of this report and consultation there may be a consensus that the ranges should be revised and this feedback would be welcomed. Of recent note, institutions in the United Kingdom use a set utilization of ~80%.

General Overview of Rooms

Room Type	1 - 20	21 - 50	51 - 70	71 - 100	101 - 150	151 - 200	301 - 399	400+	Grand Total
General Use Classroom	1	30	4	6	8	2	2	1	54
General Use Mac Lab		1							1
General Use PC Lab		7							7
Restricted Classroom		1				1			2
Restricted Studio	2	6							8
Restrited Lab - Dry	13	22							35
Restrited Lab - Wet	14								14
Grand Total	30	67	4	6	8	3	2	1	121



Rooms by Building



Overview of General Use Classrooms

Term 1

Size Band	Count of Rooms	Avg. STH HRS ..	Avg. Peak Hrs ..
1 - 20	1	81%	79%
21 - 50	30	88%	86%
51 - 70	4	95%	93%
71 - 100	6	76%	75%
101 - 150	8	90%	90%
151 - 200	2	100%	100%
301 - 399	2	98%	99%
400+	1	85%	82%
Grand Total	54	88%	86%

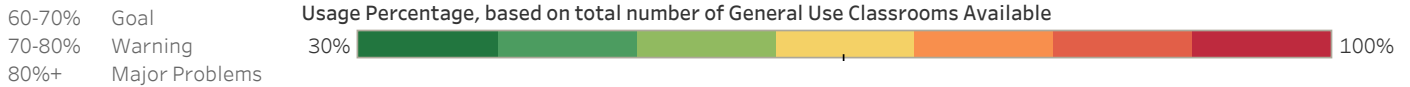
Term 2

Size Band	Count of Rooms	Avg. STH HRS ..	Avg. Peak Hrs ..
1 - 20	1	100%	100%
21 - 50	30	83%	83%
51 - 70	4	85%	84%
71 - 100	6	58%	56%
101 - 150	8	58%	58%
151 - 200	2	94%	98%
301 - 399	2	100%	100%
400+	1	88%	87%
Grand Total	54	76%	76%

Peak Teaching Hours (PTH) = 10am - 3pm (25 hrs/wk)

Standard Teaching Hours (STH) = 8am - 5pm (45 hrs/wk)

Extended Teaching Hours (ETH) = 8am - 8pm [M-R], 8am - 5pm [F] (57 hrs/wk)



Term 1

Time of Day	M	T	W	R	F
800	100%	94%	94%	91%	83%
830	100%	98%	96%	91%	85%
900	96%	98%	87%	87%	89%
930	93%	89%	85%	72%	80%
1000	98%	91%	94%	76%	85%
1030	91%	83%	93%	78%	93%
1100	93%	85%	81%	78%	85%
1130	96%	91%	80%	76%	85%
1200	96%	87%	74%	70%	65%
1230	65%	59%	67%	50%	61%
1300	80%	67%	74%	61%	57%
1330	81%	65%	78%	69%	65%
1400	81%	72%	69%	69%	57%
1430	72%	59%	57%	56%	52%
1500	74%	54%	54%	56%	46%
1530	67%	48%	41%	46%	37%
1600	65%	41%	30%	41%	39%
1630	59%	37%	37%	39%	33%
1700	46%	35%	35%	30%	28%
1730	30%	33%	26%	30%	17%
1800	26%	26%	22%	15%	
1830	19%	15%	19%	13%	2%
1900	9%	11%	9%	7%	2%
1930	6%	2%	6%	4%	
2000	6%	6%	6%	2%	
2030	4%	6%	6%	2%	

Term 2

Time of Day	M	T	W	R	F
800	100%	89%	94%	93%	94%
830	100%	93%	96%	96%	96%
900	93%	96%	83%	96%	93%
930	96%	85%	89%	83%	78%
1000	98%	94%	94%	81%	78%
1030	93%	96%	91%	78%	89%
1100	98%	87%	94%	85%	89%
1130	98%	87%	93%	85%	91%
1200	93%	70%	78%	78%	74%
1230	67%	52%	46%	50%	63%
1300	85%	63%	69%	61%	61%
1330	87%	69%	76%	63%	61%
1400	87%	72%	74%	56%	63%
1430	85%	78%	63%	52%	56%
1500	80%	70%	59%	54%	46%
1530	69%	57%	48%	50%	43%
1600	50%	52%	30%	37%	31%
1630	46%	39%	28%	37%	31%
1700	35%	33%	31%	35%	26%
1730	33%	26%	26%	28%	20%
1800	30%	17%	22%	22%	2%
1830	24%	19%	20%	20%	
1900	13%	11%	15%	7%	
1930	9%	7%	11%	2%	
2000	7%	7%	9%	2%	
2030	4%	6%	6%		

Overview of Computer Labs

Term 1

Size Band	Count of Rooms	Avg. STH HRS ..	Avg. Peak Hrs ..
21 - 50	8	90%	91%
Grand Total	8	90%	91%

Term 2

Size Band	Count of Rooms	Avg. STH HRS ..	Avg. Peak Hrs ..
21 - 50	8	84%	83%
Grand Total	8	84%	83%

Percentage of Use



Term 1

Time of Day	Day of the Week				
	M	T	W	R	F
800	63%	100%	88%	100%	63%
830	63%	100%	88%	100%	63%
900	63%	100%	88%	88%	25%
930	75%	100%	88%	88%	38%
1000	88%	100%	75%	50%	38%
1030	88%	100%	88%	63%	25%
1100	88%	75%	75%	63%	38%
1130	100%	75%	75%	50%	75%
1200	100%	50%	50%	63%	88%
1230	88%	38%	63%	63%	88%
1300	88%	63%	75%	88%	88%
1330	75%	88%	75%	75%	88%
1400	88%	63%	88%	38%	75%
1430	88%	63%	88%	63%	88%
1500	100%	38%	63%	63%	63%
1530	88%	25%	63%	63%	50%
1600	63%	38%	75%	63%	38%
1630	50%	38%	75%	50%	25%
1700	25%	50%	25%	50%	25%
1730	25%	38%	13%	13%	
1800	25%	25%	38%	13%	
1830	25%	25%	50%	13%	
1900	13%	38%	50%	63%	
1930	25%	38%	50%	63%	
2000	25%		13%	50%	
2030				50%	

Term 2

Time of Day	Day of the Week				
	M	T	W	R	F
800	88%	88%	88%	75%	88%
830	88%	88%	88%	100%	88%
900	88%	75%	88%	100%	63%
930	100%	75%	88%	100%	63%
1000	88%	88%	38%	100%	50%
1030	88%	88%	63%	100%	88%
1100	88%	75%	75%	100%	63%
1130	75%	75%	75%	88%	63%
1200	75%	75%	88%	88%	88%
1230	88%	75%	75%	88%	63%
1300	88%	75%	63%	100%	38%
1330	88%	88%	75%	100%	38%
1400	75%	88%	75%	75%	63%
1430	88%	88%	88%	75%	63%
1500	100%	75%	88%	75%	75%
1530	100%	88%	75%	75%	75%
1600	88%	88%	75%	75%	63%
1630	88%	88%	63%	63%	75%
1700	75%	38%	50%	63%	25%
1730	75%	50%	50%	63%	13%
1800	75%	88%	38%	63%	
1830	88%	88%	13%	63%	
1900	75%	75%	13%	88%	
1930	38%	63%	38%	88%	
2000	13%	63%	50%	63%	
2030	13%	38%	25%	63%	

Overview of Lab Rooms-Dry

Term 1

Size Band	Count of Rooms	Avg. STH HRS ..	Avg. Peak Hrs ..
1 - 20	9	85%	85%
21 - 50	20	82%	82%
Grand Total	29	83%	83%

Term 2

Size Band	Count of Rooms	Avg. STH HRS ..	Avg. Peak Hrs ..
1 - 20	10	89%	89%
21 - 50	18	81%	82%
Grand Total	28	83%	84%

Percentage of Use



Term 1

Time of Day	Day of the Week				
	M	T	W	R	F
800	31%	29%	34%	31%	23%
830	37%	29%	43%	31%	29%
900	46%	31%	43%	31%	31%
930	49%	37%	40%	37%	34%
1000	37%	40%	43%	46%	49%
1030	51%	40%	46%	46%	49%
1100	37%	31%	37%	31%	46%
1130	40%	31%	40%	31%	46%
1200	40%	37%	46%	34%	43%
1230	31%	40%	43%	37%	43%
1300	54%	26%	43%	29%	23%
1330	54%	26%	40%	29%	26%
1400	54%	26%	40%	23%	34%
1430	54%	29%	43%	23%	40%
1500	40%	29%	37%	26%	40%
1530	40%	31%	37%	23%	31%
1600	37%	31%	23%	23%	29%
1630	34%	34%	17%	23%	17%
1700	20%	26%	20%	17%	9%
1730	20%	20%	23%	17%	6%
1800	23%	14%	20%	17%	
1830	23%	9%	20%	17%	
1900	23%	9%	17%	17%	
1930	9%	3%	6%	14%	
2000	6%			6%	
2030	6%			6%	

Term 2

Time of Day	Day of the Week				
	M	T	W	R	F
800	23%	26%	11%	23%	17%
830	23%	26%	11%	23%	20%
900	29%	20%	11%	20%	20%
930	40%	26%	23%	31%	23%
1000	40%	34%	34%	43%	31%
1030	46%	31%	49%	43%	46%
1100	34%	37%	43%	31%	40%
1130	29%	46%	40%	29%	46%
1200	31%	40%	43%	29%	49%
1230	29%	37%	37%	37%	49%
1300	37%	29%	23%	31%	37%
1330	40%	29%	20%	31%	29%
1400	37%	37%	20%	29%	31%
1430	34%	43%	40%	34%	40%
1500	26%	40%	49%	43%	46%
1530	31%	40%	40%	34%	37%
1600	29%	34%	37%	26%	40%
1630	26%	34%	29%	23%	37%
1700	29%	29%	20%	23%	34%
1730	17%	17%	14%	11%	17%
1800	20%	17%	17%	14%	
1830	26%	17%	17%	14%	
1900	23%	14%	14%	11%	
1930	20%	9%	3%	11%	
2000	11%	3%	3%	3%	
2030	6%	3%	3%	3%	

Overview of Lab Rooms - Wet

Term 1

Size Band	Count of Rooms	Avg. STH HRS Per Week Calc	Avg. Peak Hrs Per Week For A..
1 - 20	14	68%	68%
Grand Total	14	68%	68%

Term 2

Size Band	Count of Rooms	Avg. STH HRS Per Week Calc	Avg. Peak Hrs Per Week For A..
1 - 20	14	70%	71%
Grand Total	14	70%	71%

Percentage of Use



Term 1

Time of Day	Day of the Week				
	M	T	W	R	F
800	43%	57%	43%	50%	21%
830	43%	57%	43%	50%	21%
900	43%	57%	43%	50%	43%
930	71%	64%	43%	50%	43%
1000	71%	64%	57%	57%	43%
1030	79%	64%	57%	57%	43%
1100	57%	14%	14%	36%	21%
1130	57%	14%	21%	43%	29%
1200	50%	14%	21%	43%	7%
1230	43%	14%	36%	50%	21%
1300	50%	43%	36%	43%	21%
1330	50%	43%	36%	57%	21%
1400	71%	71%	64%	43%	43%
1430	71%	71%	57%	50%	36%
1500	71%	79%	57%	64%	36%
1530	50%	71%	43%	64%	29%
1600	43%	57%	29%	64%	29%
1630	36%	57%	29%	64%	29%
1700	43%	50%	50%	64%	7%
1730	43%	57%	50%	64%	7%
1800	93%	79%	71%	71%	
1830	93%	79%	71%	71%	
1900	93%	71%	71%	71%	
1930	93%	71%	71%	57%	
2000	64%	29%	29%	50%	
2030	64%	21%	29%	29%	

Term 2

Time of Day	Day of the Week				
	M	T	W	R	F
800	57%	57%	43%	43%	36%
830	57%	57%	43%	43%	36%
900	57%	57%	43%	43%	36%
930	57%	64%	57%	57%	50%
1000	57%	64%	57%	57%	50%
1030	57%	64%	57%	57%	50%
1100	36%	36%	21%	36%	21%
1130	36%	50%	21%	36%	21%
1200	43%	50%	29%	36%	29%
1230	43%	50%	14%	21%	21%
1300	57%	57%	21%	36%	29%
1330	50%	50%	21%	36%	29%
1400	43%	57%	43%	43%	36%
1430	43%	43%	43%	43%	36%
1500	36%	36%	36%	36%	29%
1530	36%	29%	36%	36%	21%
1600	36%	29%	29%	29%	21%
1630	36%	43%	36%	29%	21%
1700	7%	29%	36%	14%	7%
1730	36%	29%	50%	14%	7%
1800	64%	71%	50%	29%	7%
1830	64%	71%	50%	29%	7%
1900	64%	71%	50%	29%	7%
1930	64%	57%	43%	29%	7%
2000	64%	57%	36%	29%	7%
2030	36%	57%	21%	29%	7%

Overview of Restricted Classrooms

Term 1

Size Band	Count of Rooms	Avg. STH HRS ..	Avg. Peak Hrs ..
21 - 50	1	100%	100%
151 - 200	1	79%	80%
Grand Total	2	85%	86%

Term 2

Size Band	Count of Rooms	Avg. STH HRS ..	Avg. Peak Hrs ..
21 - 50	1	61%	59%
151 - 200	1	63%	66%
Grand Total	2	63%	63%

Percentage of Use RCR



Term 1

Time of Day	Day of the Week				
	M	T	W	R	F
800	100%	100%	100%	50%	100%
830	100%	100%	100%	100%	100%
900	100%	100%	100%	100%	100%
930	50%	100%	100%	50%	100%
1000	100%	50%	50%	50%	100%
1030	100%	100%	100%	50%	50%
1100	50%	100%	100%	100%	100%
1130	50%	100%	100%	100%	100%
1200	50%	50%	100%	50%	100%
1230	50%			50%	50%
1300	50%	50%	50%	50%	
1330	100%	50%	50%	50%	
1400	50%	50%	50%	50%	50%
1430		50%	50%		50%
1500		100%	50%		50%
1530	50%	100%	50%		50%
1600	50%	100%	50%		50%
1630	50%	100%	50%	50%	
1700	100%	100%	50%	100%	
1730	100%	100%	50%	100%	
1800			100%	50%	
1830			100%	50%	
1900			50%		

Term 2

Time of Day	Day of the Week				
	M	T	W	R	F
800	100%	50%	100%	100%	50%
830	100%	100%	100%	100%	50%
900	50%	100%	100%	50%	50%
930	50%	100%	100%	50%	50%
1000	50%	100%	100%	100%	50%
1030	50%	100%	100%	100%	100%
1100	50%	50%	100%	100%	100%
1130	100%	50%	50%	100%	50%
1200	100%	100%	50%	50%	50%
1230	100%	100%		50%	100%
1300	100%	50%		100%	100%
1330	100%	50%	50%	100%	50%
1400	100%	50%	50%	100%	50%
1430	50%	50%	50%	50%	50%
1500	50%	50%	50%	50%	50%
1530	100%	50%	50%	50%	50%
1600	100%			50%	50%
1630	50%	50%	50%	50%	
1700	50%	50%	50%	50%	
1730			50%	50%	
1800		50%	50%		
1830		50%			
1900		50%			
1930		50%			
2000		50%			
2030		50%			

Overview of Restricted Studios

Term 1

Size Band	Count of Rooms	Avg. STH HRS Per Week Calc	Avg. Peak Hrs Per Week For A..
1 - 20	2	86%	91%
21 - 50	6	87%	83%
Grand Total	8	87%	84%

Term 2

Size Band	Count of Rooms	Avg. STH HRS Per Week Calc	Avg. Peak Hrs Per Week For A..
1 - 20	2	83%	83%
21 - 50	5	85%	85%
Grand Total	7	85%	85%

Percentage of Use



Term 1

Time of Day	Day of the Week				
	M	T	W	R	F
800	25%	13%	25%	25%	25%
830	38%	13%	25%	25%	25%
900	50%	13%	25%	25%	25%
930	50%	13%	25%	25%	25%
1000	50%	13%	25%	25%	25%
1030	50%	13%	25%	25%	25%
1100	63%	25%	25%	25%	25%
1130	63%	25%	25%	25%	25%
1200	50%	13%		13%	
1230	13%			13%	
1300	25%	38%	13%	25%	25%
1330	25%	38%	13%	25%	25%
1400	25%	38%	25%	25%	25%
1430	25%	38%	38%	25%	25%
1500	25%	38%	38%	25%	25%
1530	25%	38%	38%	25%	25%
1600		25%	25%	13%	25%
1630		25%	25%	13%	25%
1700			25%		
1730			25%		
1800	13%	13%	25%	13%	
1830	13%	13%	13%	13%	
1900	13%	13%	13%	13%	
1930	13%	13%	13%	13%	
2000	13%	13%	13%	13%	
2030	13%	13%	13%	13%	
2100	13%	13%	13%	13%	
2130	13%	13%	13%	13%	

Term 2

Time of Day	Day of the Week				
	M	T	W	R	F
800	25%	13%	25%	13%	
830	25%	13%	25%	13%	
900	38%	13%	25%	13%	13%
930	38%	13%	25%	13%	13%
1000	38%	25%	25%	13%	13%
1030	38%	25%	25%	13%	13%
1100	38%	25%	25%	13%	13%
1130	38%	25%	25%	13%	13%
1200	13%	13%			13%
1230	13%	13%			13%
1300	38%	38%	25%	25%	13%
1330	38%	38%	38%	25%	13%
1400	38%	38%	38%	25%	13%
1430	38%	38%	38%	25%	13%
1500	38%	38%	38%	25%	13%
1530	38%	38%	38%	25%	13%
1600	13%	25%	25%	25%	13%
1630	13%	25%	25%	25%	13%
1700			13%		

General Use Classrooms Standard and Peak Hours

60-70% Goal
 70-80% Warning
 80%+ Major Problems

Usage Percentage, based on total number of General Use Classrooms Available



Term 1

Time of Day	Day of the Week				
	M	T	W	R	F
800	100%	94%	94%	91%	83%
830	100%	98%	96%	91%	85%
900	96%	98%	87%	87%	89%
930	93%	89%	85%	72%	80%
1000	98%	91%	94%	76%	85%
1030	91%	83%	93%	78%	93%
1100	93%	85%	81%	78%	85%
1130	96%	91%	80%	76%	85%
1200	96%	87%	74%	70%	65%
1230	65%	59%	67%	50%	61%
1300	80%	67%	74%	61%	57%
1330	81%	65%	78%	69%	65%
1400	81%	72%	69%	69%	57%
1430	72%	59%	57%	56%	52%
1500	74%	54%	54%	56%	46%
1530	67%	48%	41%	46%	37%
1600	65%	41%	30%	41%	39%
1630	59%	37%	37%	39%	33%

Term 2

Time of Day	Day of the Week				
	M	T	W	R	F
800	100%	89%	94%	93%	94%
830	100%	93%	96%	96%	96%
900	93%	96%	83%	96%	93%
930	96%	85%	89%	83%	78%
1000	98%	94%	94%	81%	78%
1030	93%	96%	91%	78%	89%
1100	98%	87%	94%	85%	89%
1130	98%	87%	93%	85%	91%
1200	93%	70%	78%	78%	74%
1230	67%	52%	46%	50%	63%
1300	85%	63%	69%	61%	61%
1330	87%	69%	76%	63%	61%
1400	87%	72%	74%	56%	63%
1430	85%	78%	63%	52%	56%
1500	80%	70%	59%	54%	46%
1530	69%	57%	48%	50%	43%
1600	50%	52%	30%	37%	31%
1630	46%	39%	28%	37%	31%

Term 1

Time of Day	Day of the Week				
	M	T	W	R	F
1000	98%	91%	94%	76%	85%
1030	91%	83%	93%	78%	93%
1100	93%	85%	81%	78%	85%
1130	96%	91%	80%	76%	85%
1200	96%	87%	74%	70%	65%
1230	65%	59%	67%	50%	61%
1300	80%	67%	74%	61%	57%
1330	81%	65%	78%	69%	65%
1400	81%	72%	69%	69%	57%
1430	72%	59%	57%	56%	52%

Term 2

Time of Day	Day of the Week				
	M	T	W	R	F
1000	98%	94%	94%	81%	78%
1030	93%	96%	91%	78%	89%
1100	98%	87%	94%	85%	89%
1130	98%	87%	93%	85%	91%
1200	93%	70%	78%	78%	74%
1230	67%	52%	46%	50%	63%
1300	85%	63%	69%	61%	61%
1330	87%	69%	76%	63%	61%
1400	87%	72%	74%	56%	63%
1430	85%	78%	63%	52%	56%

1-20 Room List with Actual Capacity



Term 1 General Use Classrooms Size 1 -20

Time of Day	M	T	W	R	F
800		100%	100%	100%	100%
830		100%	100%	100%	100%
900		100%	100%	100%	100%
930		100%	100%	100%	100%
1000	100%	100%	100%	100%	100%
1030	100%	100%	100%	100%	100%
1100	100%	100%	100%	100%	100%
1130	100%	100%	100%	100%	100%
1200	100%	100%	100%	100%	100%
1230	100%				
1300	100%		100%		100%
1330	100%	100%	100%		100%
1400	100%	100%	100%	100%	100%
1430	100%		100%	100%	
1500	100%		100%	100%	
1530	100%		100%	100%	
1600				100%	
1630				100%	100%
1700					100%
1730					100%

Term 2 General Use Classrooms Size 1 -20

Time of Day	M	T	W	R	F
800	100%	100%	100%	100%	100%
830	100%	100%	100%	100%	100%
900	100%	100%	100%	100%	100%
930	100%	100%	100%	100%	100%
1000	100%	100%	100%	100%	100%
1030	100%	100%	100%	100%	100%
1100	100%	100%	100%	100%	100%
1130	100%	100%	100%	100%	100%
1200	100%	100%	100%	100%	100%
1300	100%	100%		100%	100%
1330	100%	100%	100%	100%	100%
1400	100%	100%	100%	100%	100%
1430		100%		100%	
1500		100%		100%	
1530		100%		100%	
1600		100%		100%	
1630		100%		100%	

21 - 50 Room List with Actual Capacity

General Use Classroom	ART	Capacity
	102	40
	104	46
	106	40
	108	40
	110	46
	112	48
	202	48
	203	24
	204	48
	206	40
	208	40
	210	40
	218	40
	219	42
	281	40
	365	34
	374	30

General Use Classroom	EME	Capacity
	1151	49
	1153	48
	2181	50
	FIP	124
		138
		139
		140
		239
		250
	LIB	303
		306
	SCI	236
		396
		34



Term 1 General Use Classrooms Size 21 -50

Time of Day	M	T	W	R	F
800	100%	87%	97%	83%	90%
830	100%	93%	97%	83%	93%
900	97%	97%	80%	77%	93%
930	93%	90%	80%	67%	77%
1000	100%	93%	93%	73%	87%
1030	87%	80%	90%	77%	97%
1100	97%	83%	70%	70%	83%
1130	97%	87%	77%	70%	83%
1200	93%	80%	67%	57%	60%
1230	63%	60%	73%	43%	63%
1300	90%	73%	73%	57%	43%
1330	93%	63%	70%	63%	50%
1400	90%	70%	63%	57%	40%
1430	70%	53%	50%	47%	30%
1500	77%	53%	50%	47%	30%
1530	60%	50%	30%	33%	17%
1600	53%	33%	13%	23%	20%
1630	43%	27%	23%	23%	13%
1700	33%	30%	23%	23%	13%
1730	23%	30%	20%	23%	3%
1800	27%	27%	20%	17%	
1830	17%	13%	20%	10%	3%
1900	7%	10%	10%		3%
1930	3%	3%	10%		
2000	3%	10%	10%		
2030	3%	10%	10%		

Term 2 General Use Classrooms Size 21 -50

Time of Day	M	T	W	R	F
800	103%	83%	100%	87%	93%
830	103%	90%	100%	93%	97%
900	90%	100%	87%	100%	97%
930	97%	83%	90%	80%	83%
1000	100%	100%	97%	80%	87%
1030	93%	97%	83%	80%	100%
1100	100%	90%	93%	90%	90%
1130	100%	90%	93%	90%	90%
1200	97%	63%	70%	87%	67%
1230	67%	47%	33%	47%	53%
1300	90%	60%	70%	50%	60%
1330	90%	63%	67%	50%	57%
1400	97%	77%	67%	40%	47%
1430	83%	77%	53%	43%	37%
1500	77%	70%	57%	50%	37%
1530	63%	53%	40%	40%	37%
1600	43%	43%	17%	37%	27%
1630	43%	37%	17%	37%	30%
1700	37%	33%	20%	33%	27%
1730	33%	23%	20%	20%	17%
1800	27%	10%	27%	20%	3%
1830	20%	10%	23%	20%	
1900	3%	7%	13%		
1930		7%	13%		
2000		7%	13%		
2030		3%	7%		

51 - 70 Room List with Actual Capacity

General Use Classroom	EME	1202	60
		2111	60
		2141	69
	FIP	121	70



Term 1 General Use Classrooms Size 51 -70

Time of Day	M	T	W	R	F
800	100%	100%	100%	100%	50%
830	100%	100%	100%	100%	50%
900	100%	100%	100%	100%	75%
930	100%	75%	75%	100%	100%
1000	100%	75%	100%	100%	100%
1030	100%	75%	100%	75%	75%
1100	100%	75%	75%	75%	75%
1130	100%	100%	75%	75%	75%
1200	100%	100%	75%	100%	75%
1230	100%	75%	100%	50%	75%
1300	100%	75%	100%	75%	100%
1330	75%	75%	100%	75%	100%
1400	100%	75%	75%	75%	75%
1430	100%	50%	75%	50%	75%
1500	100%	50%	75%	50%	75%
1530	100%	50%	75%	75%	50%
1600	100%	75%	75%	75%	50%
1630	100%	75%	75%	75%	
1700	100%	75%	75%	75%	
1730		75%	25%	75%	
1800			25%		

Term 2 General Use Classrooms Size 51 -70

Time of Day	M	T	W	R	F
800	100%	100%	100%	100%	100%
830	100%	100%	100%	100%	100%
900	100%	100%	75%	100%	100%
930	100%	100%	75%	100%	100%
1000	100%	100%	75%	100%	75%
1030	75%	100%	100%	100%	75%
1100	100%	100%	100%	100%	75%
1130	100%	100%	100%	100%	100%
1200	100%	100%	100%	100%	100%
1230	100%	50%	75%	50%	100%
1300	100%	50%	75%	50%	50%
1330	100%	50%	100%	75%	50%
1400	100%	75%	100%	75%	100%
1430	100%	100%	75%	50%	100%
1500	100%	100%	75%	50%	50%
1530	75%	75%	75%	50%	25%
1600	75%	50%	50%		
1630	50%				
1700			25%		
1730			25%		
1800		25%	50%	25%	
1830		25%	25%	25%	
1900		25%	25%	25%	
1930			25%		
2000			25%		
2030			25%		

71 - 100 Room List with Actual Capacity

General Use Classroom	ART	114	100
		214	93
		386	95
	EME	1101	80
		1121	72
	SCI	247	81



Term 1 General Use Classrooms Size 71 -100

Time of Day	M	T	W	R	F
800	117%	117%	100%	100%	100%
830	117%	117%	100%	100%	100%
900	117%	117%	100%	100%	100%
930	100%	117%	100%	100%	117%
1000	100%	117%	100%	100%	117%
1030	100%	117%	100%	117%	100%
1100	117%	117%	100%	117%	100%
1130	117%	117%	83%	117%	100%
1200	117%	117%	83%	117%	83%
1230	67%	83%	67%	100%	83%
1300	100%	83%	83%	100%	100%
1330	100%	100%	100%	117%	117%
1400	100%	100%	100%	100%	100%
1430	100%	100%	67%	83%	83%
1500	50%	33%	33%	33%	17%
1530	67%	17%	33%	33%	50%
1600	50%	17%	33%	33%	50%
1630	50%		33%	33%	50%
1700	50%		33%		17%
1730	33%		17%		
1800	17%				

Term 2 General Use Classrooms Size 71 -100

Time of Day	M	T	W	R	F
800	100%	100%	100%	100%	100%
830	100%	100%	100%	100%	100%
900	100%	100%	100%	100%	100%
930	100%	83%	83%	100%	100%
1000	100%	100%	100%	83%	83%
1030	100%	100%	100%	100%	100%
1100	100%	83%	100%	100%	100%
1130	100%	83%	100%	100%	83%
1200	100%	67%	100%	100%	67%
1230	100%	67%	50%	100%	83%
1300	100%	83%	33%	100%	100%
1330	100%	83%	83%	100%	67%
1400	83%	67%	83%	67%	50%
1430	83%	67%	83%	33%	67%
1500	67%	33%	33%		33%
1530	33%	33%	17%	17%	33%
1600	17%	33%		17%	
1630		17%		17%	
1700				17%	
1730				17%	
1800	17%				
1830	17%				
1900	17%				
1930	17%				

101 - 150 Room List with Actual Capacity

General Use Classroom	ART	103	121
		376	102
	ASC	130	114
	LIB	305	150
		312	116
		317	126
	SCI	333	109
		337	104



Term 1 General Use Classrooms Size 101-150

Time of Day	M	T	W	R	F
800	100%	100%	88%	100%	63%
830	100%	100%	100%	100%	63%
900	100%	88%	88%	100%	63%
930	100%	75%	88%	63%	38%
1000	100%	75%	88%	63%	38%
1030	100%	88%	88%	75%	75%
1100	75%	88%	100%	88%	88%
1130	100%	88%	88%	75%	88%
1200	100%	88%	88%	63%	50%
1230	50%	38%	50%	50%	38%
1300	25%	38%	63%	63%	38%
1330	25%	38%	75%	75%	50%
1400	25%	50%	38%	88%	75%
1430	38%	50%	38%	75%	75%
1500	63%	50%	38%	88%	88%
1530	63%	50%	38%	50%	75%
1600	88%	63%	38%	50%	75%
1630	88%	63%	38%	38%	75%
1700	50%	25%	25%	38%	63%
1730	50%	25%	13%	38%	63%
1800	25%	25%	13%	13%	
1830	25%	13%	13%	13%	
1900	25%	13%		13%	
1930	13%				
2000	13%				

Term 2 General Use Classrooms Size 101-150

Time of Day	M	T	W	R	F
800	100%	88%	88%	100%	100%
830	100%	88%	100%	100%	100%
900	100%	88%	63%	88%	75%
930	100%	88%	88%	75%	25%
1000	100%	75%	88%	75%	38%
1030	100%	100%	100%	38%	63%
1100	100%	75%	88%	50%	88%
1130	100%	75%	75%	50%	88%
1200	88%	75%	75%	38%	75%
1230	50%	63%	75%	38%	50%
1300	50%	63%	75%	63%	25%
1330	50%	63%	75%	63%	63%
1400	63%	38%	75%	63%	100%
1430	100%	63%	88%	63%	88%
1500	100%	63%	75%	75%	63%
1530	100%	50%	75%	75%	63%
1600	63%	63%	63%	63%	63%
1630	75%	63%	88%	63%	63%
1700	63%	63%	88%	63%	50%
1730	63%	50%	50%	63%	50%
1800	38%	13%		25%	
1830	38%	13%	13%	13%	
1900	25%		13%		
1930	25%				
2000	25%				
2030	13%				

151 - 200 Room List with Actual Capacity

151 - 200	ART 366	200
	EME 0050	192



Term 1 General Use Classrooms Size 151-200

Time of Day	M	T	W	R	F
800	100%	100%	100%	100%	100%
830	100%	100%	100%	100%	100%
900	100%	100%	100%	100%	100%
930	100%	100%	100%	50%	100%
1000	100%	100%	100%	50%	100%
1030	100%	100%	100%	50%	100%
1100	100%	100%	100%	100%	50%
1130	100%	100%	100%	100%	50%
1200	100%	100%	100%	100%	100%
1230	100%	100%	50%	50%	100%
1300	100%	100%		50%	50%
1330	100%	100%	50%	100%	50%
1400	100%	100%	100%	100%	50%
1430	100%	100%	100%	100%	100%
1500	100%	100%	100%	100%	100%
1530	100%	100%	100%	100%	100%
1600	100%	50%	100%	100%	100%
1630	100%	100%	100%	100%	100%
1700	100%	100%	100%	100%	100%
1730	100%	100%	100%	100%	50%
1800	100%	100%	100%		
1830	100%	100%	50%	50%	
1900		50%	50%	50%	
1930				50%	

Term 2 General Use Classrooms Size 151-200

Time of Day	M	T	W	R	F
800	100%	100%	50%	100%	100%
830	100%	100%	50%	100%	100%
900	100%	100%	100%	100%	100%
930	100%	100%	100%	100%	100%
1000	100%	100%	100%	100%	100%
1030	100%	100%	100%	100%	100%
1100	100%	100%	100%	100%	100%
1130	100%	100%	100%	100%	100%
1200	100%	100%	100%	100%	100%
1230	100%	100%	50%	100%	100%
1300	100%	100%	100%	100%	100%
1330	100%	100%	100%	100%	100%
1400	100%	100%	50%	100%	100%
1430	100%	100%	50%	100%	100%
1500	50%	100%	100%	100%	100%
1530	50%	100%	100%	100%	100%
1600	100%	100%	100%	50%	100%
1630	100%	100%	50%	50%	50%
1700	100%	100%	50%	50%	50%
1730	50%	100%	100%	100%	50%
1800	50%	50%	100%	100%	
1830		100%	50%	100%	
1900		50%	50%	100%	
1930			50%	50%	
2000				50%	

301 - 399 Room List with Actual Capacity

301 - 399	ASC 140	302
	FIP 204	302



Term 1 General Use Classrooms Size 301-399

Time of Day	M	T	W	R	F
800	100%	100%	50%	100%	50%
830	100%	100%	50%	100%	50%
900	100%	100%	100%	100%	100%
930	100%	100%	100%	100%	100%
1000	100%	100%	100%	100%	100%
1030	100%	50%	100%	50%	100%
1100	50%	50%	100%	50%	100%
1130	50%	100%	100%	50%	100%
1200	100%	100%	100%	100%	100%
1230	100%	100%	50%	50%	100%
1300	100%	100%	100%	50%	100%
1330	100%	100%	100%	50%	100%
1400	100%	100%	100%	100%	50%
1430	100%	100%	100%	100%	100%
1500	100%	100%	100%	100%	100%
1530	100%	100%	100%	100%	100%
1600	100%	100%	100%	100%	100%
1630	100%	50%	100%	100%	50%
1700	100%	100%	100%	100%	50%
1730	50%	50%	100%	100%	
1800	50%	50%	100%	50%	
1830	50%		100%	50%	
1900	50%		50%	50%	
1930	50%			50%	
2000	50%			50%	
2030	50%			50%	

Term 2 General Use Classrooms Size 301-399

Time of Day	M	T	W	R	F
800	100%	100%	50%	100%	100%
830	100%	100%	50%	100%	100%
900	100%	100%	50%	100%	100%
930	100%	100%	100%	100%	100%
1000	100%	100%	100%	100%	100%
1030	100%	100%	100%	100%	50%
1100	100%	100%	100%	100%	50%
1130	100%	100%	100%	100%	100%
1200	100%	100%	50%	50%	100%
1230		50%	50%	50%	100%
1300	50%	50%	100%	100%	100%
1330	100%	100%	100%	100%	100%
1400	50%	100%	100%	100%	100%
1430	100%	100%	50%	100%	100%
1500	100%	100%	50%	100%	100%
1530	100%	100%	50%	100%	50%
1600	100%	100%	50%	50%	50%
1630	100%		50%	50%	50%
1700	50%		50%	100%	
1730	50%			50%	
1800	100%	100%		50%	
1830	100%	100%	50%	50%	
1900	100%	50%	50%	50%	
1930	100%	50%			
2000	100%	50%			
2030	50%	50%			

400+ Room List with Actual Capacity

400+ COM 201 400



Term 1 General Use Classrooms Size 400+

Time of Day	M	T	W	R	F
800	100%	100%	100%	100%	100%
830	100%	100%	100%	100%	100%
900		100%	100%	100%	100%
930	100%	100%	100%	100%	100%
1000	100%	100%	100%	100%	100%
1030	100%	100%	100%	100%	100%
1100	100%	100%	100%	100%	100%
1130	100%	100%		100%	100%
1200	100%	100%		100%	100%
1230				100%	
1300			100%	100%	100%
1330	100%		100%	100%	100%
1400	100%	100%	100%	100%	100%
1430	100%	100%	100%		100%
1500		100%	100%		100%
1530				100%	
1600	100%			100%	
1630	100%	100%	100%	100%	100%
1700		100%	100%		100%
1730		100%	100%		100%
1800		100%		100%	
1830		100%		100%	
1900		100%		100%	

Term 2 General Use Classrooms Size 400+

Time of Day	M	T	W	R	F
800	100%	100%	100%	100%	100%
830	100%	100%	100%	100%	100%
900	100%		100%	100%	100%
930	100%		100%	100%	100%
1000	100%	100%	100%	100%	100%
1030	100%	100%	100%	100%	100%
1100	100%	100%	100%	100%	100%
1130	100%	100%	100%	100%	100%
1200		100%	100%		100%
1230		100%	100%		100%
1300	100%	100%	100%	100%	100%
1330	100%	100%	100%	100%	100%
1400	100%	100%	100%	100%	100%
1430	100%	100%	100%	100%	100%
1500	100%	100%	100%	100%	100%
1530	100%	100%	100%	100%	100%
1600	100%	100%	100%	100%	100%
1630	100%	100%	100%	100%	100%
1700	100%	100%	100%		100%
1730	100%	100%	100%		100%
1800	100%	100%			
1830	100%	100%			
1900	100%	100%			
1930		100%			
2000		100%			
2030		100%			

Term 1: Number of Courses in General Use Classrooms By Size and Dept

Room Type	Size Band	Faculty	Department	Day of the Week					
				M	T	W	R	F	
General Use Classroom	1 - 20	Applied Science	ENGR	1	1				1
		CCS	CULT					1	
			ENGL					1	
		Graduate Studies	IGS			1			
		Health and Social Dev.	NRSRG		1	1	1		1
		IKBSAS	MATH						
	PSYO		1						
	21 - 50	Applied Science	APSC	4	4	4	2	2	
			ENGR	19	17	14	5	11	
			MANF		1		1		
		CCS	ARTH	1	1	1	1	2	
			CCS	1		1			
			CRWR	3		3		2	
			CULT	1	3	2	1	4	
			DIHU	1		1			
			ENGL	25	39	28	21	20	
			FREN	1		1		1	
			GERM	1				1	
			JPST		2				
			MDST		1		1	1	
			SPAN	2	1		1	2	
VISA			1			1			
WRLD		1	1		1	1			
Education		EDUC	4	2	3		5		
Graduate Studies		IGS	2	3	1	2	3		
Health and Social Dev.		HMKN	4	2	1	3	3		
		NRSRG	8	9	2	4	1		
		SOCW	4	2	2	4	1		
IKBSAS		ANTH	2	3	4	6	2		
		ASTR	2				1		
		BIOC	1				1		
		BIOL	6	2	5	2	5		
		CHEM	7	3	6	6	7		
		COSC	2		1	2	2		
		DATA	9	10	9	9	1		
		ECON	6	6	2	3	4		
		EESC	1		1	1	2		
		GEOG	2	2	2	4	3		
		GWST	6	1	1		1		
		HIST	4	4	5	2	4		
	INDG	1	2	2	2	2			
	MATH	17	6	4	4	4			
	PHIL	6	1	3	3	1			
	PHYS	4	8	7	6	6			
	POLI	10	3	5	3	1			
	PSYO	1	2	3	2	1			
SOCI	1	4	10	2	1				
STAT	7	3	4	2	5				
Management	MGMT	1		1	4	3			

Term 1: Number of Courses in General Use Classrooms By Size and Dept

Room Type	Size Band	Faculty	Department	Day of the Week				
				M	T	W	R	F
General Use Classroom	51 - 70	Applied Science	APSC				1	4
			ENGR	4	7	3	7	3
		CCS	ARTH	1		1		
			CRWR	1		1		
			CULT	2		2	1	
			ENGL		1	4	2	
		Health and Social Dev.	NRSG	1				
			SOCW	1				1
		IKBSAS	ANTH		2	2		
			BIOL	1	1			
			CHEM	1	1		2	
			COSC	1		1		
			ECON	1	1	2	1	1
			EESC	2	1	2		
			GEOG	1		1	1	1
	GWST		1					
	HIST		1		1			
	INDG		2	1		2	1	
	MATH			1	1	2	3	
	PHIL			3	1			
	PHYS		2					
	POLI	1						
	SOCI	1				1		
	Management	MGMT	3	3	2	2	2	
	71 - 100	Applied Science	APSC	4	3	6	6	6
			ENGR	3	7	6	2	6
		CCS	ARTH	1				
			ENGL	1			1	
			SPAN		1			
		WRLD	1				1	
		Education	EDUC	2	2	1	2	2
		Health and Social Dev.	HEAL			1		
			HMKN			1		1
NRSG			1	1	2		2	
IKBSAS		ANTH	2			1		
		BIOC				1		
		BIOL	2	1	1	1	1	
		CHEM		1			1	
		ECON	2		1	3		
		EESC	1	1				
		GEOG			1			
		GWST		1	1			
		HIST					1	
		INDG		1			1	
		MATH	1	1	1	3		
PHIL	2	2		3	1			
POLI	1	1	1					
SOCI	2							
Management	MGMT			1				

Term 1: Number of Courses in General Use Classrooms By Size and Dept

Room Type	Size Band	Faculty	Department	Day of the Week					
				M	T	W	R	F	
General Use Classroom	101 - 150	Applied Science	APSC		2	5	7	1	
			ENGR	8	12	9	12	13	
		CCS	ARTH	1		1			
			ENGL	2				2	
			WRLD	1		1			
		Health and Social Dev.	HMKN	1	2			2	
			NRSG	6	2	2		1	
		IKBSAS	ANTH	1	1	1	3	1	
			BIOC	3				1	
			BIOL	3	4	1	3	1	
			CHEM	1		2		2	
			COSC	3	2	1	4	1	
			DATA	1			1		
			ECON	1	3	1	3	1	
			EESC	2	2		2	1	
			GEOG	1	2			1	
			GISC	1		1			
			HIST	2	1	1	2	1	
			INDG			1	1		
			MATH	1	2	2		2	
			PHIL		1			1	
			POLI	1		1		3	
			PSYO	3	1	2	2	2	
		SOCI			1				
		STAT	1			1	2		
		SUST		1			1		
		Management	MGMT	3	4	6	2	2	
		151 - 200	Applied Science	APSC	11	9	7	6	9
				Health and Social Dev.	HINT			1	1
			IKBSAS	HMKN	1	1	1	2	
				NRSG					1
				BIOL	1	2	1	1	
			CHEM	1					
COSC	1		1			1			
ECON	1			1					
EESC				1		1			
MATH	1			1	1				
PHYS	1		1						
POLI	1								
PSYO			1	1	2	1			
STAT			2	1	1				
Management	MGMT						1		

Term 1: Number of Courses in General Use Classrooms By Size and Dept

Room Type	Size Band	Faculty	Department	Day of the Week				
				M	T	W	R	F
General Use Classroom	301 - 399	Applied Science	APSC		1	3	2	2
			ENGR	1				
		Health and Social Dev.	HEAL			1	1	
			HINT		1	1		
			HMKN	3	2	1		4
		IKBSAS	BIOC		1	1		
			BIOL	1	4	3	2	1
			CHEM	1	1			1
			ECON	1			1	
			EESC				1	
			GWST	1				1
			MATH	1		1	1	
			PHYS	1	2	1	2	
	PSYO		3	2	2	2	2	
		SOCI		1			1	
	Management	MGMT	1		1	2	1	
	400+	Applied Science	ENGR	1		1	1	1
		CCS	ENGL	1				1
		IKBSAS	BIOL			1		1
			CHEM		2	2	2	2
COSC					1		1	
GEOG			1		1	1		
MATH			2		1		2	
PHYS							1	
PSYO			1	3		2		
SOCI		1		1				

Term 2: Number of Courses in General Use Classrooms By Size and Dept

Room Type	Size Band	Faculty	Department	Day of the Week					
				M	T	W	R	F	
General Use Classroom	1 - 20	Applied Science	ENGR	1		1		1	
		CCS	CRWR	1					
		Graduate Studies	IGS				1		
		Health and Social Dev.	NRSRG		1	1	1	1	
		IKBSAS	BIOL		1				
			MATH		1				
			PSYO			1			
			STAT			1			
	21 - 50	Applied Science	APSC		12	10	5	4	3
			ENGR		8	9	8	5	15
			MANF		1	3	2	5	
		CCS	ARTH		2	1	1		1
			CCS		1				1
			CRWR		1	1	2		1
			CULT		5	6	4	6	3
			DIHU				1		1
			ENGL		26	34	24	25	27
			GERM				1		1
			JPST		1				
			MDST		1				1
SPAN				2		4	4	3	
VISA			1	1	1				
WRLD			1				1		
Education		EDUC		3	1			2	
Graduate Studies		IGS		2	1	1	2	2	
Health and Social Dev.		HMKN		4	2	1	1	2	
		NRSRG		2	4	1	2	3	
		SOCW		1	2	2	4	4	
IKBSAS		ANTH		3	4	3	4	2	
		BIOC		1	1		1		
	BIOL		10	5	7	6	5		
	CHEM		9	7	5	5	3		
	COSC		4	7	5	2	2		
	DATA		9	10	10	10			
	ECON		7	9	8	7	1		
	EESC		4	1	4	6	5		
	GEOG		5	3	3	6	4		
	GWST		3		1	2	1		
	HIST		4	2	9	3	6		
	INDG		4	1	3	5	3		
	MATH		18	9	6	5	4		
	PHIL			3	3	3	2		
	PHYS		8	8	8	7	11		
	POLI		4		4	4	2		
	PSYO		4	1	4	1	4		
SOCI		2	5	2	2	2			
STAT		1	5	4	2	1			
Management	MGMT		1	4	2	4	4		

Term 2: Number of Courses in General Use Classrooms By Size and Dept

Room Type	Size Band	Faculty	Department	Day of the Week					
				M	T	W	R	F	
General Use Classroom	51 - 70	Applied Science	APSC	5	3	1		4	
			ENGR		5	6	4	3	
			MANF	1					
		CCS	ARTH	1	1	1			
			CRWR	1				1	
			CULT		2		1		
			ENGL		1		1	1	
			JPST		1				
			THTR		1				
			WRLD	1				1	
			Health and Social Dev.	HMKN		1	3	3	1
		NRSG		1					
		SOCW						2	
		IKBSAS	ANTH	2	1	1		1	
			BIOC	1					
			BIOL	1			1		
			CHEM	1					
			COSC				1		
			ECON	1			1	1	
			EESC	1		2	2		
			GEOG	1		2		1	
			HIST			1	2		
			INDG			1			
			PHIL	1	1	1	1		
			PHYS				1		
			POLI	1					
			SOCI		1				
			Management	MGMT	2	4	6	5	1
		71 - 100	Applied Science	APSC	2	1	2	8	5
				ENGR	6	7	5	5	3
			CCS	ARTH	2				
				CULT	1				
				THTR	1				
Education	EDUC		3	3	1	2	2		
Health and Social Dev.	HMKN		1						
	NRSG		3	3	3		1		
IKBSAS	ANTH				2	1			
	BIOC			1	2	2	1		
	BIOL			2	2	2			
	COSC					1			
	ECON		1	3	2	1	1		
	EESC		2	1		1	3		
	GEOG		1			2	2		
	GWST				1	1	1		
	MATH						1		
	PHIL		1		1		1		
	SOCI			1	1	1			
Management	MGMT		2	1		1	2		

Term 2: Number of Courses in General Use Classrooms By Size and Dept

Room Type	Size Band	Faculty	Department	Day of the Week						
				M	T	W	R	F		
General Use Classroom	101 - 150	Applied Science	APSC	4	3	6	2	4		
			ENGR	8	11	13	8	6		
		CCS	ARTH					1		
		Health and Social Dev.	HEAL		1			1		
			HMKN		4	2	3		4	
			NRSG		5	1	2	2	1	
		IKBSAS	ANTH		1	3		1	2	
			BIOC		1	1			1	
			BIOL		2	3	4	2	3	
			CHEM		2	1	1	2	1	
			COSC		6	2	6	5	5	
			DATA			1			1	
			ECON		1				2	
			EESC		4	2	2	1	2	
			GEOG		1		1		2	
			GISC			1		1		
			HIST		1	3	2	3	1	
			INDG				2	2		
			MATH		3	3	4	3	1	
			PHIL		1	1			1	
			PHYS			1			1	
			POLI			2	1	1		
			PSYO		2		2	2	2	
		SOCI		1	1	1	1			
		STAT				1				
		Management	MGMT		5	3	3	1	4	
		151 - 200	Applied Science	APSC	6	5	7	6	4	
				ENGR	2	2		1	1	
			Health and Social Dev.	HMKN		2				
			IKBSAS	ANTH				1	1	
				BIOC				1	1	
				BIOL		3	1	1	2	2
CHEM				1	1	2				
COSC				1		1				
DATA				1		1				
ECON							1	1		
EESC				1	1			1		
GEOG					1		1			
MATH				1	1	1	1			
PHYS					1			1		
POLI					1					
PSYO					1	1	1	2		
STAT						1	2	1		

Term 2: Number of Courses in General Use Classrooms By Size and Dept

Room Type	Size Band	Faculty	Department	Day of the Week				
				M	T	W	R	F
General Use Classroom	301 - 399	Applied Science	APSC		3		1	2
			ENGR					1
		Health and Social Dev.	HEAL		1			1
			HMKN	4	3	2	4	2
		IKBSAS	ANTH	1				
			BIOL	1	2	1	1	1
			CHEM			1	1	1
			COSC			1		
			MATH	1		1	1	2
			PHYS			1		
	PSYO		5	2	3	3		
	SOCI		1			1		
	STAT					1		
	Management	MGMT	1				1	
	400+	Applied Science	ENGR	2		1	1	1
			CCS		1			1
		IKBSAS	BIOL				2	1
			CHEM	4		4		
			COSC					1
			ECON	1		1	1	1
MATH			1		1	1	1	
PHYS				1	1	1		
PSYO				4	1		1	
SOCI			1	1		1		
Management	MGMT	1						