

Please Note: Restricted Lab Space is not included in this analysis as restricted space scheduling occurs once Draft Schedule is released. Restricted Lab space will be available in the Scheduling Release Analysis.

Academic Space Utilization 2023

Draft Release

April 14, 2023

Definitions:


Peak Teaching Hours (PTH) = 10am - 3pm (25 hrs/wk)

Standard Teaching Hours (STH) = 8am - 6:30pm (52.5 hrs/wk)

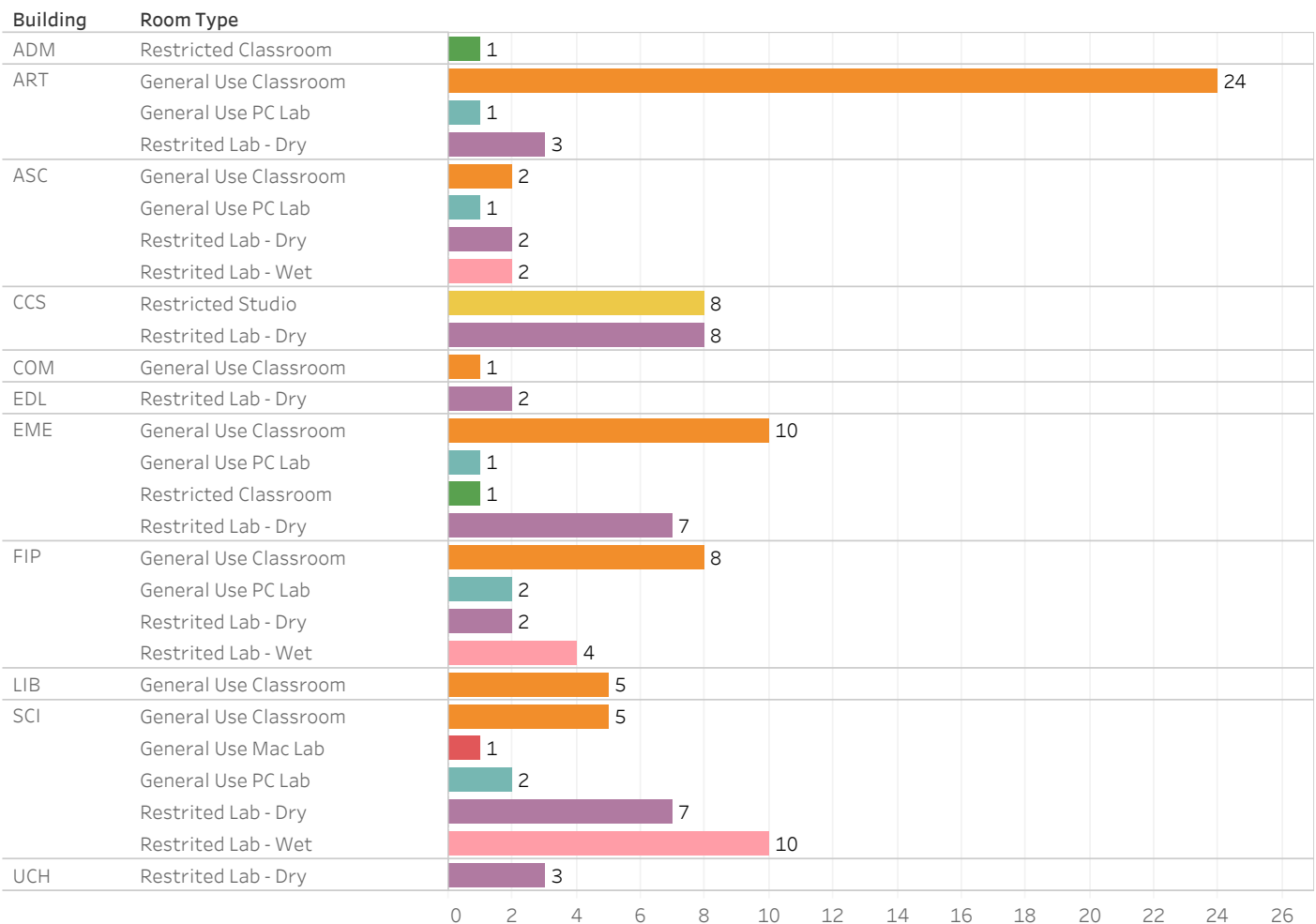
Extended Teaching Hours (ETH) = 8am - 9:30pm [M-R], 8am - 6:30pm [F] (64.5 hrs/wk)

General Overview of Rooms

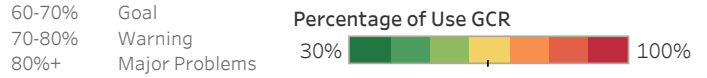
Size Band	General Use Classroom	General Use Mac Lab	General Use PC Lab	Restricted Classroom	Restricted Studio	Restrited Lab - Dry	Restrited Lab - Wet	Grand Total
1 - 19	1				1	3		5
20 - 29	2		3		7	18	16	46
30 - 39	11	1	3	1		7		23
40 - 49	17		1			6		24
50 - 59	1							1
60 - 70	4							4
71 - 79	1							1
80 - 109	8							8
110 - 119	2							2
120 - 126	2							2
127 - 150	1							1
181 - 192	1							1
193 - 200	1			1				2
301+	3							3
Grand Total	55	1	7	2	8	34	16	123



Rooms by Building



Overview of General Use Classrooms



Term 1

Size Band	Count of Rooms	Avg. STH HRS Per Week Calc	Avg. Peak Hrs Per Week For AVG
1 - 19	1	88%	83%
20 - 29	2	90%	90%
30 - 39	11	92%	92%
40 - 49	17	89%	91%
50 - 59	1	90%	100%
60 - 70	4	93%	94%
71 - 79	1	87%	83%
80 - 109	8	88%	88%
110 - 119	2	83%	82%
120 - 126	2	92%	95%
127 - 150	1	80%	87%
181 - 192	1	96%	96%
193 - 200	1	100%	100%
301+	3	98%	100%
Grand Total	55	90%	91%

Term 2

Size Band	Count of Rooms	Avg. STH HRS Per Week Calc	Avg. Peak Hrs Per Week For AVG
1 - 19	1	77%	80%
20 - 29	2	97%	100%
30 - 39	11	90%	92%
40 - 49	17	93%	94%
50 - 59	1	100%	100%
60 - 70	4	91%	84%
71 - 79	1	84%	77%
80 - 109	8	86%	87%
110 - 119	2	79%	76%
120 - 126	2	93%	95%
127 - 150	1	100%	100%
181 - 192	1	100%	100%
193 - 200	1	94%	92%
301+	3	97%	97%
Grand Total	55	91%	91%

Term 1

Time of Day	M	T	W	R	F
800	58%	60%	85%	69%	60%
830	60%	62%	87%	71%	60%
900	64%	58%	78%	62%	53%
930	56%	73%	85%	76%	75%
1000	62%	87%	100%	88%	75%
1030	62%	87%	100%	88%	75%
1100	78%	78%	98%	82%	78%
1130	78%	78%	98%	82%	78%
1200	75%	73%	85%	81%	65%
1230	67%	75%	93%	77%	67%
1300	76%	84%	100%	78%	78%
1330	76%	84%	100%	78%	78%
1400	70%	84%	97%	85%	73%
1430	70%	84%	97%	85%	73%
1500	61%	76%	85%	78%	64%
1530	77%	71%	93%	75%	56%
1600	83%	82%	95%	82%	55%
1630	81%	80%	93%	80%	55%
1700	62%	51%	75%	53%	4%
1730	62%	51%	75%	53%	4%
1800	55%	40%	58%	36%	2%
1830	11%	15%	9%	11%	
1900	11%	15%	9%	11%	
1930	11%	15%	9%	11%	
2000	4%		2%		
2030	2%		2%		
2100	2%		2%		

Term 2

Time of Day	M	T	W	R	F
800	50%	58%	78%	67%	69%
830	52%	60%	80%	69%	69%
900	55%	55%	80%	60%	65%
930	68%	64%	87%	71%	67%
1000	72%	71%	93%	76%	78%
1030	72%	71%	93%	76%	78%
1100	78%	89%	98%	85%	85%
1130	78%	89%	98%	85%	85%
1200	69%	73%	89%	69%	69%
1230	62%	76%	95%	76%	76%
1300	64%	80%	98%	84%	80%
1330	64%	80%	98%	84%	80%
1400	67%	79%	99%	80%	76%
1430	67%	79%	99%	80%	76%
1500	62%	72%	92%	75%	72%
1530	55%	74%	79%	73%	66%
1600	58%	75%	94%	73%	74%
1630	56%	73%	92%	71%	74%
1700	60%	47%	67%	51%	2%
1730	60%	47%	67%	51%	2%
1800	56%	38%	53%	36%	2%
1830	5%	13%	2%	9%	
1900	5%	13%	2%	9%	
1930	5%	13%	2%	9%	
2000		5%		4%	
2030		4%		4%	
2100		4%		4%	

Overview of Computer Labs

This count includes 7 Windows based Computer Labs and 1 Mac based Computer Lab

Term 1

Size Band	Count of Rooms	Avg. STH HRS ..	Avg. Peak Hrs ..
20 - 29	3	92%	83%
30 - 39	4	83%	83%
40 - 49	1	75%	67%
Grand Total	8	85%	80%

Term 2

Size Band	Count of Rooms	Avg. STH HRS ..	Avg. Peak Hrs ..
20 - 29	3	91%	85%
30 - 39	4	85%	82%
40 - 49	1	78%	76%
Grand Total	8	86%	82%

Percentage of Use



Term 1

Time of Day	M	T	W	R	F
800	63%	63%	69%	63%	94%
830	63%	63%	69%	63%	94%
900	75%	63%	57%	75%	57%
930	75%	63%	57%	75%	32%
1000	88%	75%	50%	75%	38%
1030	88%	75%	50%	75%	38%
1100	75%	63%	38%	63%	38%
1130	75%	63%	38%	63%	38%
1200	25%	25%	63%	56%	50%
1230	38%	38%	63%	81%	63%
1300	38%	50%	75%	68%	63%
1330	38%	50%	75%	68%	63%
1400	69%	100%	63%	63%	75%
1430	69%	100%	63%	63%	75%
1500	57%	88%	63%	50%	75%
1530	57%	88%	75%	50%	75%
1600	25%	63%	63%	38%	25%
1630	25%	63%	63%	38%	25%
1700	25%	50%	38%	63%	13%
1730	25%	50%	38%	63%	13%
1800	13%	13%	25%	13%	
1830	13%	13%	13%		
1900	13%	13%	13%		
1930	13%	13%	13%		
2000					
2030					
2100					

Term 2

Time of Day	M	T	W	R	F
800	75%	75%	75%	100%	100%
830	75%	75%	75%	100%	100%
900	75%	63%	63%	88%	100%
930	75%	75%	63%	100%	100%
1000	88%	63%	75%	75%	100%
1030	88%	63%	75%	75%	100%
1100	88%	100%	88%	100%	88%
1130	88%	100%	88%	100%	88%
1200	75%	88%	63%	88%	88%
1230	75%	75%	63%	75%	88%
1300	100%	88%	88%	88%	75%
1330	100%	88%	88%	88%	75%
1400	100%	100%	94%	100%	100%
1430	100%	100%	94%	100%	100%
1500	75%	88%	94%	100%	100%
1530	75%	88%	94%	100%	100%
1600	75%	88%	75%	100%	38%
1630	75%	88%	75%	100%	38%
1700	75%	75%	63%	63%	13%
1730	75%	75%	63%	63%	13%
1800	25%	13%	13%	13%	
1830	25%	13%	13%	13%	
1900	25%	13%	13%		
1930	25%	13%	13%		
2000					
2030					
2100					

Space Analysis

Scheduling Sprint 1 - 201+

Room	Room Type	
ASC 140	General Use Classroom	302
COM 201	General Use Classroom	400
FIP 204	General Use Classroom	302

Term 1

Time of Day	M	T	W	R	F
800	100%	100%	100%	100%	100%
830	100%	100%	100%	100%	100%
900	100%	100%	100%	100%	100%
930	67%	100%	67%	100%	67%
1000	67%	100%	100%	100%	100%
1030	67%	100%	100%	100%	100%
1100	100%	100%	100%	100%	67%
1130	100%	100%	100%	100%	67%
1200	100%	100%	67%	100%	33%
1230	100%	100%	100%	100%	67%
1300	100%	100%	100%	100%	67%
1330	100%	100%	100%	100%	67%
1400	67%	100%	100%	100%	100%
1430	67%	100%	100%	100%	100%
1500	67%	100%	67%	100%	67%
1530	67%	100%	67%	100%	67%
1600	67%	100%	100%	100%	100%
1630	67%	100%	100%	100%	100%
1700	100%	100%	100%	100%	33%
1730	100%	100%	100%	100%	33%
1800	67%	100%	100%	100%	33%
1830	100%	100%	67%	67%	
1900	100%	100%	67%	67%	
1930	100%	100%	67%	67%	
2000	33%				
2030					
2100					

Term 2

Time of Day	M	T	W	R	F
800	100%	100%	100%	100%	67%
830	100%	100%	100%	100%	67%
900	67%	100%	67%	100%	33%
930	67%	67%	100%	100%	100%
1000	67%	33%	100%	100%	100%
1030	67%	33%	100%	100%	100%
1100	100%	100%	100%	100%	100%
1130	100%	100%	100%	100%	100%
1200	100%	100%	100%	100%	100%
1230	100%	100%	100%	100%	100%
1300	100%	100%	100%	100%	100%
1330	100%	100%	100%	100%	100%
1400	33%	100%	100%	100%	100%
1430	33%	100%	100%	100%	100%
1500	33%	100%	100%	100%	100%
1530	67%	100%	67%	100%	33%
1600	100%	100%	100%	100%	67%
1630	100%	100%	100%	100%	67%
1700	100%	100%	100%	100%	33%
1730	100%	100%	100%	100%	33%
1800	100%	100%	100%	100%	33%
1830		67%		33%	
1900		67%		33%	
1930		67%		33%	
2000		33%		33%	
2030				33%	
2100				33%	

Space Analysis

Scheduling Sprint 2 - 193-200

Room	Room Type	
ART 366	General Use Classroom	200

Term 1

Time of Day	M	T	W	R	F
800	100%	100%	100%	100%	100%
830	100%	100%	100%	100%	100%
900	100%	100%	100%	100%	100%
930	100%	100%	100%	100%	100%
1000	100%	100%	100%	100%	100%
1030	100%	100%	100%	100%	100%
1100		100%	100%	100%	100%
1130		100%	100%	100%	100%
1200	100%	100%	100%	100%	100%
1230	100%	100%	100%	100%	100%
1300	100%	100%	100%	100%	100%
1330	100%	100%	100%	100%	100%
1400	100%	100%	100%	100%	
1430	100%	100%	100%	100%	
1500	100%	100%	100%	100%	
1530		100%		100%	
1600	100%	100%	100%	100%	100%
1630	100%	100%	100%	100%	100%
1700	100%	100%	100%	100%	
1730	100%	100%	100%	100%	
1800	100%	100%	100%	100%	
1830	100%	100%	100%	100%	
1900	100%	100%	100%	100%	
1930	100%	100%	100%	100%	
2000					
2030					
2100					

Term 2

Time of Day	M	T	W	R	F
800	100%	100%	100%	100%	
830	100%	100%	100%	100%	
900	100%	100%	100%	100%	
930		100%	100%	100%	100%
1000	100%	100%	100%	100%	100%
1030	100%	100%	100%	100%	100%
1100	100%	100%	100%	100%	100%
1130	100%	100%	100%	100%	100%
1200	100%	100%	100%	100%	100%
1230		100%	100%	100%	100%
1300		100%	100%	100%	100%
1330		100%	100%	100%	100%
1400	100%	100%	100%	100%	100%
1430	100%	100%	100%	100%	100%
1500	100%	100%	100%	100%	100%
1530	100%	100%	100%	100%	100%
1600	100%	100%	100%	100%	100%
1630	100%	100%	100%	100%	100%
1700	100%	100%		100%	
1730	100%	100%		100%	
1800	100%	100%		100%	
1830	100%				
1900	100%				
1930	100%				
2000					
2030					
2100					

Space Analysis

Scheduling Sprint 3 - 151-192

Room	Room Type	
EME 0050	General Use Classroom	192

Term 1

Time of Day	M	T	W	R	F
800	100%	100%	100%	100%	
830	100%	100%	100%	100%	
900	100%	100%	100%	100%	
930	100%	100%	100%	100%	100%
1000	100%	100%	100%	100%	100%
1030	100%	100%	100%	100%	100%
1100		100%	100%	100%	100%
1130		100%	100%	100%	100%
1200		100%	100%	100%	100%
1230	100%	100%	100%	100%	
1300	100%	100%	100%	100%	
1330	100%	100%	100%	100%	
1400	100%	100%	100%	100%	100%
1430	100%	100%	100%	100%	100%
1500	100%	100%	100%	100%	100%
1530	100%	100%	100%	100%	100%
1600	100%	100%	100%	100%	
1630	100%	100%	100%	100%	
1700	100%		100%		
1730	100%		100%		
1800	100%		100%		
1830					
1900					
1930					
2000					
2030					
2100					

Term 2

Time of Day	M	T	W	R	F
800	100%	100%	100%	100%	
830	100%	100%	100%	100%	
900	100%	100%	100%	100%	
930		100%		100%	
1000	100%	100%	100%	100%	100%
1030	100%	100%	100%	100%	100%
1100	100%	100%	100%	100%	100%
1130	100%	100%	100%	100%	100%
1200	100%	100%	100%	100%	100%
1230	100%	100%	100%	100%	100%
1300	100%	100%	100%	100%	100%
1330	100%	100%	100%	100%	100%
1400	100%	100%	100%	100%	100%
1430	100%	100%	100%	100%	100%
1500	100%	100%	100%	100%	100%
1530	100%	100%	100%	100%	100%
1600	100%	100%	100%	100%	100%
1630	100%	100%	100%	100%	100%
1700	100%	100%	100%	100%	
1730	100%	100%	100%	100%	
1800	100%	100%	100%	100%	
1830		100%		100%	
1900		100%		100%	
1930		100%		100%	
2000					
2030					
2100					

Space Analysis

Scheduling Sprint 4 - 127 - 150

Room	Room Type	
LIB 305	General Use Classroom	150

Term 1

Time of Day	M	T	W	R	F
800	100%		100%	100%	100%
830	100%		100%	100%	100%
900				100%	
930					
1000	100%	100%	100%		100%
1030	100%	100%	100%		100%
1100		100%	100%	100%	100%
1130		100%	100%	100%	100%
1200		100%	100%	100%	100%
1230	100%	100%	100%	100%	
1300	100%	100%	100%	100%	
1330	100%	100%	100%	100%	
1400	100%	100%	100%	100%	
1430	100%	100%	100%	100%	
1500	100%	100%	100%	100%	
1530		100%	100%	100%	100%
1600		100%	100%	100%	100%
1630		100%	100%	100%	100%
1700		100%		100%	
1730		100%		100%	
1800		100%		100%	
1830					
1900					
1930					
2000					
2030					
2100					

Term 2

Time of Day	M	T	W	R	F
800	100%	100%	100%	100%	100%
830	100%	100%	100%	100%	100%
900	100%	100%	100%	100%	100%
930	100%	100%	100%	100%	100%
1000	100%	100%	100%	100%	100%
1030	100%	100%	100%	100%	100%
1100	100%	100%	100%	100%	
1130	100%	100%	100%	100%	
1200	100%	100%	100%	100%	
1230	100%	100%	100%	100%	100%
1300	100%	100%	100%	100%	100%
1330	100%	100%	100%	100%	100%
1400	100%	100%	100%	100%	100%
1430	100%	100%	100%	100%	100%
1500	100%	100%	100%	100%	100%
1530		100%		100%	
1600	100%	100%	100%	100%	100%
1630	100%	100%	100%	100%	100%
1700	100%	100%	100%	100%	
1730	100%	100%	100%	100%	
1800	100%	100%	100%		
1830		100%		100%	
1900		100%		100%	
1930		100%		100%	
2000				100%	
2030				100%	
2100				100%	

Space Analysis

Scheduling Sprint 5 - 120-126

Room	Room Type	
ART 103	General Use Classroom	121
LIB 317	General Use Classroom	126

Term 1

Time of Day	M	T	W	R	F
800	50%	50%	100%	50%	50%
830	50%	50%	100%	50%	50%
900	50%	50%	100%	50%	50%
930	100%	100%	100%	100%	
1000	100%	100%	100%	100%	
1030	100%	100%	100%	100%	
1100	50%	50%	100%	50%	50%
1130	50%	50%	100%	50%	50%
1200	50%	50%	100%	50%	50%
1230	50%	100%	50%	100%	
1300	100%	100%	100%	100%	50%
1330	100%	100%	100%	100%	50%
1400	50%	100%	100%	100%	50%
1430	50%	100%	100%	100%	50%
1500	50%	100%	100%	100%	50%
1530	100%	100%	100%	100%	
1600	100%	100%	100%	100%	
1630	100%	100%	100%	100%	
1700	50%	50%	50%	50%	
1730	50%	50%	50%	50%	
1800	50%	50%	50%	50%	
1830					
1900					
1930					
2000					
2030					
2100					

Term 2 Scheduling Sprint 5 - 110-119

Time of Day	M	T	W	R	F
800	50%	50%	100%	50%	50%
830	50%	50%	100%	50%	50%
900	50%	50%	100%	50%	50%
930	50%	100%	100%	100%	50%
1000	50%	100%	100%	100%	100%
1030	50%	100%	100%	100%	100%
1100	50%	100%	50%	50%	50%
1130	50%	100%	50%	50%	50%
1200	100%	100%	100%	50%	50%
1230	50%	100%	100%	100%	100%
1300		100%	50%	100%	50%
1330		100%	50%	100%	50%
1400	100%	50%	100%	100%	
1430	100%	50%	100%	100%	
1500	100%	50%	100%	100%	
1530	100%	50%	100%	100%	
1600	100%	50%	100%	50%	
1630	100%	50%	100%	50%	
1700	50%	100%	50%	100%	
1730	50%	100%	50%	100%	
1800	50%	100%	50%	100%	
1830					
1900					
1930					
2000					
2030					
2100					

Space Analysis

Scheduling Sprint 6 - 110-119

Room	Room Type	
ASC 130	General Use Classroom	114
LIB 312	General Use Classroom	116

PLEASE NOTE: ASC 130 is in use Thursday afternoons from 1530 to 1730 for Senate Meetings.

Term 1

Time of Day	M	T	W	R	F
800	50%	50%	50%	50%	
830	50%	50%	50%	50%	
900	50%	50%	50%	50%	
930	50%	100%	100%	100%	100%
1000	50%	100%	100%	100%	100%
1030	50%	100%	100%	100%	100%
1100	100%	100%	100%	100%	
1130	100%	100%	100%	100%	
1200	100%	100%	100%	100%	
1230		100%	100%	100%	100%
1300		100%	100%	100%	100%
1330		100%	100%	100%	100%
1400	50%	50%	100%	50%	100%
1430	50%	50%	100%	50%	100%
1500	50%	50%	100%	50%	100%
1530	50%	50%	100%	50%	100%
1600	50%	50%	100%	50%	100%
1630	50%	50%	100%	50%	100%
1700	100%	50%	100%	50%	
1730	100%	50%	100%	50%	
1800	100%	50%	100%	50%	
1830					
1900					
1930					
2000					
2030					
2100					

Term 2

Time of Day	M	T	W	R	F
800		100%	100%	100%	100%
830		100%	100%	100%	100%
900		100%	100%	100%	100%
930	50%	50%	50%	50%	50%
1000	100%	50%	100%	50%	100%
1030	100%	50%	100%	50%	100%
1100	100%	100%	100%	100%	
1130	100%	100%	100%	100%	
1200	100%	100%	100%	100%	
1230	50%	100%	100%	50%	100%
1300	50%	100%	100%	50%	100%
1330	50%	100%	100%	50%	100%
1400		50%	100%	50%	100%
1430		50%	100%	50%	100%
1500		50%	100%	50%	100%
1530	100%	50%	100%	50%	50%
1600	100%	50%	100%	50%	50%
1630	100%	50%	100%	50%	50%
1700	50%		50%		
1730	50%		50%		
1800	50%		50%		
1830					
1900					
1930					
2000					
2030					
2100					

Space Analysis

Scheduling Sprint 7 - 96-109

Room	Room Type	
ART 114	General Use Classroom	100
ART 376	General Use Classroom	102
SCI 333	General Use Classroom	109
SCI 337	General Use Classroom	104

Term 1

Time of Day	M	T	W	R	F
800	75%	25%	75%	50%	25%
830	75%	25%	75%	50%	25%
900	75%	25%	75%	50%	25%
930	50%	50%	75%	75%	50%
1000	75%	50%	100%	75%	75%
1030	75%	50%	100%	75%	75%
1100	75%	100%	100%	100%	100%
1130	75%	100%	100%	100%	100%
1200	50%	100%	100%	100%	100%
1230	25%	100%	50%	75%	
1300	75%	100%	100%	75%	50%
1330	75%	100%	100%	75%	50%
1400	75%	75%	100%	100%	50%
1430	75%	75%	100%	100%	50%
1500	75%	75%	100%	100%	50%
1530	100%	25%	100%	50%	25%
1600	100%	50%	100%	50%	25%
1630	100%	50%	100%	50%	25%
1700	75%	100%	75%	100%	
1730	75%	100%	75%	100%	
1800	75%	100%	75%	100%	
1830					
1900					
1930					
2000					
2030					
2100					

Term 2

Time of Day	M	T	W	R	F
800	50%	75%	75%	75%	75%
830	50%	75%	75%	75%	75%
900	50%	75%	75%	75%	75%
930	75%	75%	75%	75%	50%
1000	75%	75%	100%	75%	50%
1030	75%	75%	100%	75%	50%
1100	75%	75%	100%	50%	75%
1130	75%	75%	100%	50%	75%
1200	75%	75%	75%	50%	75%
1230	50%	75%	75%	50%	50%
1300	75%	75%	100%	50%	75%
1330	75%	75%	100%	50%	75%
1400	50%	100%	100%	100%	50%
1430	50%	100%	100%	100%	50%
1500	50%	100%	100%	100%	50%
1530	25%	100%	50%	75%	25%
1600	75%	100%	100%	75%	75%
1630	75%	100%	100%	75%	75%
1700	75%	50%	75%	50%	
1730	75%	50%	75%	50%	
1800	75%	50%	75%	50%	
1830					
1900					
1930					
2000					
2030					
2100					

Space Analysis

Scheduling Sprint 8 - 80-95

Room	Room Type	
ART 214	General Use Classroom	93
ART 386	General Use Classroom	95
EME 1101	General Use Classroom	80
SCI 247	General Use Classroom	81

Term 1

Time of Day	M	T	W	R	F
800	75%	50%	100%	50%	25%
830	75%	50%	100%	50%	25%
900	75%	50%	75%	50%	25%
930	50%	75%	50%	75%	25%
1000	75%	75%	100%	75%	50%
1030	75%	75%	100%	75%	50%
1100	50%	50%	75%	50%	50%
1130	50%	50%	75%	50%	50%
1200	50%	50%	50%	50%	50%
1230	75%	75%	100%	75%	50%
1300	75%	75%	100%	75%	50%
1330	75%	75%	100%	75%	50%
1400	100%	50%	100%	50%	50%
1430	100%	50%	100%	50%	50%
1500	100%	50%	100%	50%	50%
1530	75%	75%	100%	75%	75%
1600	75%	75%	100%	75%	75%
1630	75%	75%	100%	75%	75%
1700	75%	25%	75%	25%	
1730	75%	25%	75%	25%	
1800	75%	25%	75%	25%	
1830		25%		25%	
1900		25%		25%	
1930		25%		25%	
2000					
2030					
2100					

Term 2

Time of Day	M	T	W	R	F
800	60%	50%	50%	50%	75%
830	60%	50%	50%	50%	75%
900	60%	50%	75%	50%	75%
930	85%	75%	100%	75%	75%
1000	71%	75%	75%	75%	75%
1030	71%	75%	75%	75%	75%
1100	50%	50%	100%	50%	75%
1130	50%	50%	100%	50%	75%
1200	25%	50%	75%	50%	75%
1230	50%	50%	100%	50%	75%
1300	50%	50%	100%	50%	75%
1330	50%	50%	100%	50%	75%
1400	25%	50%	87%	50%	87%
1430	25%	50%	87%	50%	87%
1500	25%	50%	62%	50%	87%
1530	25%	75%	62%	75%	87%
1600	25%	75%	87%	75%	62%
1630	25%	75%	87%	75%	62%
1700	100%	75%	100%	75%	
1730	100%	75%	100%	75%	
1800	100%	75%	100%	75%	
1830					
1900					
1930					
2000					
2030					
2100					

Space Analysis

Scheduling Sprint 9 - 70-79

Room	Room Type	
EME 1121	General Use Classroom	72
FIP 121	General Use Classroom	70

Term 1

Time of Day	M	T	W	R	F
800			50%		
830			50%		
900			50%		
930		50%	100%	50%	50%
1000		50%	100%	50%	50%
1030		50%	100%	50%	50%
1100	50%	50%	100%	50%	50%
1130	50%	50%	100%	50%	50%
1200	50%	50%	50%	50%	50%
1230	100%	50%	100%	50%	50%
1300	100%	50%	100%	50%	50%
1330	100%	50%	100%	50%	50%
1400		100%	77%	100%	50%
1430		100%	77%	100%	50%
1500		100%	50%	100%	50%
1530		50%	100%	50%	100%
1600		50%	100%	50%	100%
1630		50%	100%	50%	100%
1700	50%	50%	100%	50%	
1730	50%	50%	100%	50%	
1800	50%	50%	50%	50%	
1830					
1900					
1930					
2000					
2030					
2100					

Term 2

Time of Day	M	T	W	R	F
800	50%		50%	50%	
830	50%		50%	50%	
900	100%		50%	50%	50%
930	50%	50%	100%	50%	100%
1000		50%	50%	100%	50%
1030		50%	50%	100%	50%
1100	46%	50%	100%	100%	50%
1130	46%	50%	100%	100%	50%
1200	46%	50%	100%	50%	50%
1230		100%	100%	50%	50%
1300		100%	100%	50%	50%
1330		100%	100%	50%	50%
1400	50%		100%		100%
1430	50%		100%		100%
1500			50%		50%
1530	50%		50%		50%
1600	50%	50%	100%		50%
1630	50%	50%	100%		50%
1700		50%	50%	50%	
1730		50%	50%	50%	
1800		50%		50%	
1830					
1900					
1930					
2000					
2030					
2100					

Space Analysis

Scheduling Sprint 10 - 60-69

Room	Room Type	
EME 1202	General Use Classroom	60
EME 2111	General Use Classroom	60
EME 2141	General Use Classroom	69

Term 1

Time of Day	M	T	W	R	F
800		100%	67%	100%	33%
830		100%	67%	100%	33%
900		67%	67%	67%	33%
930	33%	67%	100%	67%	33%
1000	67%	67%	100%	100%	67%
1030	67%	67%	100%	100%	67%
1100	67%	33%	100%	67%	100%
1130	67%	33%	100%	67%	100%
1200	67%	67%	100%	67%	67%
1230	100%	33%	100%	33%	33%
1300	67%	67%	100%	33%	67%
1330	67%	67%	100%	33%	67%
1400	33%	67%	67%	67%	33%
1430	33%	67%	67%	67%	33%
1500	33%	33%	67%	67%	33%
1530	33%	33%	67%	67%	33%
1600	33%	67%	33%	67%	33%
1630	33%	67%	33%	67%	33%
1700	100%	67%	100%	67%	
1730	100%	67%	100%	67%	
1800	100%	67%	100%	67%	
1830			33%		
1900			33%		
1930			33%		
2000			33%		
2030			33%		
2100			33%		

Term 2

Time of Day	M	T	W	R	F
800		100%	67%	67%	67%
830		100%	67%	67%	67%
900		67%	100%	67%	100%
930	67%		100%	33%	67%
1000	67%	67%	67%	67%	33%
1030	67%	67%	67%	67%	33%
1100	67%	100%	100%	67%	100%
1130	67%	100%	100%	67%	100%
1200		67%	67%	33%	67%
1230		100%	67%	67%	67%
1300	33%	100%	100%	100%	100%
1330	33%	100%	100%	100%	100%
1400	33%	100%	100%	67%	67%
1430	33%	100%	100%	67%	67%
1500	33%	67%	100%	67%	33%
1530		100%	100%	100%	67%
1600		100%	100%	100%	67%
1630		100%	100%	100%	67%
1700	67%	33%	67%	33%	
1730	67%	33%	67%	33%	
1800	67%	33%	67%	33%	
1830					
1900					
1930					
2000					
2030					
2100					

Space Analysis

Scheduling Sprint 11 - 50-59

Room	Room Type	
EME 2181	General Use Classroom	50

Term 1

Time of Day	M	T	W	R	F
800	100%	100%	100%	100%	
830	100%	100%	100%	100%	
900	100%	100%	100%	100%	
930		100%	100%	100%	100%
1000		100%	100%	100%	100%
1030		100%	100%	100%	100%
1100			100%	100%	100%
1130			100%	100%	100%
1200			100%	100%	100%
1230			100%		100%
1300			100%		100%
1330			100%		100%
1400			100%		100%
1430			100%		100%
1500			100%		100%
1530	100%		100%		
1600	100%		100%		
1630	100%		100%		
1700		100%		100%	
1730		100%		100%	
1800		100%		100%	
1830					
1900					
1930					
2000					
2030					
2100					

Term 2

Time of Day	M	T	W	R	F
800			100%		100%
830			100%		100%
900			100%		100%
930			100%	100%	100%
1000		100%	100%	100%	100%
1030		100%	100%	100%	100%
1100	100%	100%	100%	100%	100%
1130	100%	100%	100%	100%	100%
1200	100%	100%	100%	100%	
1230	100%		100%		
1300	100%		100%		
1330	100%		100%		
1400	100%	100%	100%	100%	100%
1430	100%	100%	100%	100%	100%
1500	100%	100%	100%	100%	100%
1530	100%	100%	100%	100%	100%
1600		100%	100%	100%	100%
1630		100%	100%	100%	100%
1700			100%	100%	
1730			100%	100%	
1800	100%			100%	
1830	100%	100%		100%	
1900	100%	100%		100%	
1930	100%	100%		100%	
2000		100%			
2030		100%			
2100		100%			

Space Analysis

Scheduling Sprint 12 - 41-49

Room	Room Type	
ART 104	General Use Classroom	46
ART 110	General Use Classroom	46
ART 112	General Use Classroom	48
ART 202	General Use Classroom	48
ART 204	General Use Classroom	48

Room	Room Type	
ART 219	General Use Classroom	42
EME 1151	General Use Classroom	49
EME 1153	General Use Classroom	48
LIB 306	General Use Classroom	46

Term 1 Scheduling Sprint 12 - 41-49

Time of Day	M	T	W	R	F
800	56%	44%	89%	56%	56%
830	67%	56%	100%	67%	56%
900	67%	67%	100%	67%	67%
930	44%	44%	100%	56%	89%
1000	44%	89%	100%	84%	67%
1030	44%	89%	100%	84%	67%
1100	78%	56%	100%	44%	89%
1130	78%	56%	100%	44%	89%
1200	78%	67%	100%	78%	100%
1230	67%	78%	89%	78%	89%
1300	78%	78%	100%	67%	89%
1330	78%	78%	100%	67%	89%
1400	84%	67%	100%	78%	78%
1430	84%	67%	100%	78%	78%
1500	62%	67%	78%	44%	44%
1530	84%	78%	100%	56%	44%
1600	89%	78%	100%	67%	44%
1630	78%	67%	89%	56%	44%
1700	33%	22%	67%	11%	
1730	33%	22%	67%	11%	
1800	33%	11%	33%	11%	
1830	11%	11%		11%	
1900	11%	11%		11%	
1930	11%	11%		11%	
2000	11%				
2030	11%				
2100	11%				

Term 2 Scheduling Sprint 12 - 41-49

Time of Day	M	T	W	R	F
800	33%	11%	44%	11%	44%
830	44%	22%	56%	22%	44%
900	44%	22%	67%	33%	33%
930	56%	22%	100%	33%	56%
1000	78%	33%	89%	22%	56%
1030	78%	33%	89%	22%	56%
1100	56%	100%	100%	89%	100%
1130	56%	100%	100%	89%	100%
1200	44%	78%	100%	100%	78%
1230	56%	67%	100%	89%	67%
1300	56%	56%	100%	100%	67%
1330	56%	56%	100%	100%	67%
1400	56%	56%	100%	67%	33%
1430	56%	56%	100%	67%	33%
1500	56%	56%	78%	56%	56%
1530	44%	33%	89%	33%	78%
1600	44%	33%	89%	33%	56%
1630	33%	22%	78%	22%	56%
1700	44%	22%	56%	22%	
1730	44%	22%	56%	22%	
1800	44%	22%	44%	22%	
1830		11%			
1900		11%			
1930		11%			
2000		11%			
2030		11%			
2100		11%			

Space Analysis

Scheduling Sprint 13 - 30-40

Room	Room Type	
ART 102	General Use Classroom	40
ART 106	General Use Classroom	40
ART 108	General Use Classroom	40
ART 206	General Use Classroom	40
ART 208	General Use Classroom	40
ART 210	General Use Classroom	40
ART 218	General Use Classroom	40
ART 281	General Use Classroom	40
ART 365	General Use Classroom	34
ART 374	General Use Classroom	30

Room	Room Type	
EME 2202	General Use Classroom	30
FIP 124	General Use Classroom	32
FIP 138	General Use Classroom	30
FIP 139	General Use Classroom	32
FIP 140	General Use Classroom	30
FIP 239	General Use Classroom	30
FIP 250	General Use Classroom	30
SCI 236	General Use Classroom	32
SCI 396	General Use Classroom	34

Term 1

Time of Day	M	T	W	R	F
800	53%	63%	84%	74%	84%
830	53%	63%	84%	74%	84%
900	63%	53%	68%	53%	63%
930	68%	79%	84%	79%	95%
1000	68%	95%	100%	95%	79%
1030	68%	95%	100%	95%	79%
1100	100%	95%	100%	100%	79%
1130	100%	95%	100%	100%	79%
1200	89%	79%	79%	92%	47%
1230	63%	68%	100%	82%	84%
1300	74%	89%	100%	89%	95%
1330	74%	89%	100%	89%	95%
1400	68%	100%	100%	95%	89%
1430	68%	100%	100%	95%	89%
1500	58%	84%	84%	89%	84%
1530	95%	79%	95%	84%	63%
1600	98%	95%	95%	100%	53%
1630	98%	95%	95%	100%	53%
1700	68%	42%	84%	53%	5%
1730	68%	42%	84%	53%	5%
1800	53%	16%	58%	11%	
1830		11%		5%	
1900		11%		5%	
1930		11%		5%	
2000					
2030					
2100					

Term 2

Time of Day	M	T	W	R	F
800	53%	58%	89%	84%	84%
830	53%	58%	89%	84%	84%
900	63%	47%	79%	53%	74%
930	84%	79%	84%	79%	68%
1000	74%	84%	100%	89%	89%
1030	74%	84%	100%	89%	89%
1100	95%	89%	100%	95%	95%
1130	95%	89%	100%	95%	95%
1200	84%	68%	89%	58%	74%
1230	84%	74%	95%	79%	79%
1300	84%	89%	100%	89%	84%
1330	84%	89%	100%	89%	84%
1400	89%	92%	100%	95%	95%
1430	89%	92%	100%	95%	95%
1500	79%	77%	100%	79%	90%
1530	63%	82%	84%	79%	85%
1600	53%	79%	89%	84%	90%
1630	53%	79%	89%	84%	90%
1700	63%	32%	74%	42%	
1730	63%	32%	74%	42%	
1800	47%	11%	47%	5%	
1830		5%		5%	
1900		5%		5%	
1930		5%		5%	
2000					
2030					
2100					

Space Analysis

Scheduling Sprint 14 - 20-29

Room	Room Type	
ART 203	General Use Classroom	24
LIB 303	General Use Classroom	22

Term 1

Time of Day	M	T	W	R	F
800	50%	100%	100%	100%	100%
830	50%	100%	100%	100%	100%
900	100%	100%	100%	100%	100%
930	50%	100%	100%	100%	100%
1000		100%	100%	100%	100%
1030		100%	100%	100%	100%
1100	100%	100%	100%	100%	100%
1130	100%	100%	100%	100%	100%
1200	100%	50%	100%	50%	100%
1230	100%	100%	100%	100%	100%
1300	100%	100%	100%	100%	100%
1330	100%	100%	100%	100%	100%
1400	100%	100%	100%	100%	100%
1430	100%	100%	100%	100%	100%
1500	50%	100%	100%	100%	100%
1530	50%	50%	100%	100%	100%
1600	100%	100%	100%	100%	100%
1630	100%	100%	100%	100%	100%
1700		50%		50%	
1730		50%		50%	
1800		50%			
1830					
1900					
1930					
2000					
2030					
2100					

Term 2

Time of Day	M	T	W	R	F
800	100%	100%	100%	100%	100%
830	100%	100%	100%	100%	100%
900	100%	100%	100%	100%	100%
930	100%	100%	100%	100%	100%
1000	100%	100%	100%	100%	100%
1030	100%	100%	100%	100%	100%
1100	50%	100%	100%	100%	100%
1130	50%	100%	100%	100%	100%
1200	50%	50%	50%	50%	50%
1230	50%	100%	100%	100%	100%
1300	50%	100%	100%	100%	100%
1330	50%	100%	100%	100%	100%
1400	100%	100%	100%	50%	100%
1430	100%	100%	100%	50%	100%
1500	100%	100%	100%	100%	50%
1530	100%	100%	100%	100%	50%
1600	100%	100%	100%	100%	100%
1630	100%	100%	100%	100%	100%
1700		100%		50%	
1730		100%		50%	
1800		50%		50%	
1830					
1900					
1930					
2000					
2030					
2100					

Space Analysis

Scheduling Sprint 15 - 1-19

Room	Room Type	
ART 382	General Use Classroom	18

Term 1 Scheduling Sprint 15 - 1-19

Time of Day	M	T	W	R	F
800	100%	100%	100%	100%	100%
830	100%	100%	100%	100%	100%
900	100%	100%	100%	100%	100%
930	100%	100%	100%	100%	100%
1000	100%	100%	100%	100%	100%
1030	100%	100%	100%	100%	100%
1100	100%	100%	100%	100%	100%
1130	100%	100%	100%	100%	100%
1200	100%		100%		100%
1230	100%		100%		100%
1300	100%		100%		100%
1330	100%		100%		100%
1400	100%	100%	100%	100%	
1430	100%	100%	100%	100%	
1500	100%	100%	100%	100%	
1530	100%	100%	100%	100%	
1600	100%	100%	100%	100%	
1630	100%	100%	100%	100%	
1700		100%		100%	
1730		100%		100%	
1800		100%		100%	
1830	100%		100%		
1900	100%		100%		
1930	100%		100%		
2000					
2030					
2100					

Term 2 Scheduling Sprint 15 - 1-19

Time of Day	M	T	W	R	F
800		100%	100%	100%	100%
830		100%	100%	100%	100%
900		100%	100%	100%	100%
930		100%		100%	
1000	100%	100%	100%	100%	100%
1030	100%	100%	100%	100%	100%
1100	100%	100%	100%	100%	100%
1130	100%	100%	100%	100%	100%
1200	100%		100%	100%	100%
1230			100%	100%	100%
1300			100%	100%	100%
1330			100%	100%	100%
1400	100%	100%	100%	100%	
1430	100%	100%	100%	100%	
1500	100%	100%	100%	100%	
1530		100%		100%	
1600	100%	100%	100%	100%	100%
1630	100%	100%	100%	100%	100%
1700		100%		100%	
1730		100%		100%	
1800		100%		100%	
1830	100%		100%		
1900	100%		100%		
1930	100%		100%		
2000					
2030					
2100					